


Wake
by **nuu**

Wake User Manuals

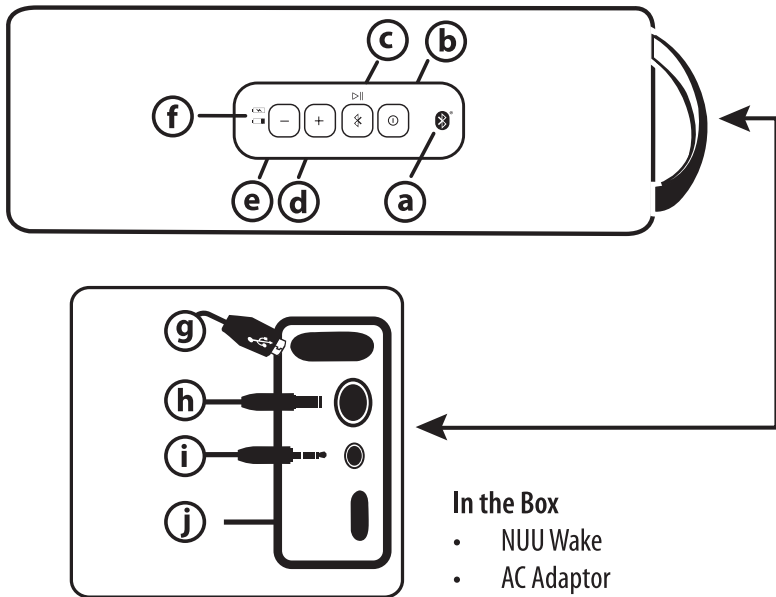
Contents:

Getting Started	2
Waterproof & Dustproof Performance	8
Specifications	9
Troubleshooting	10
Contact Support	11
Warnings	12
FCC Statements	14
Warranty Information	15



GETTING STARTED

- Ⓐ Bluetooth Status LED
- Ⓑ On/Off Button
- Ⓒ Action Button
- Ⓓ Volume Up
- Ⓔ Volume Down
- Ⓕ Battery Status LED
- Ⓖ USB Charge Port
- Ⓗ DC Input
- Ⓘ 3.5mm AUX-IN
- ⓵ Micro USB Input
(NUU Service Technician use only)





a Bluetooth Status LED


This is a small LED next to the On/Off switch that illuminates to show the current status of the Wake's Bluetooth connection.

- **Flashing Slowly and Intermittently:** The Wake is on and is not in pairing mode. This is also the indicator for “auto-reconnect”, where the Wake attempts to connect with the last paired Bluetooth device immediately after it is powered on.
- **Flashing Quickly and Steadily:** Pairing mode.
- **Solidly Lit:** Paired and connected.

b On/Off Button

On: Press and **hold** the  button for ~3 seconds to turn the NUU Wake on. You will hear a two-tone (low-high) sound, indicating that the speaker is on.

Off: Press and **hold** the  button for ~3 seconds to turn the NUU Wake off. You will hear a two-tone (high-low) sound, indicating that the speaker has been switched off.

Auto-off: After 30 minutes of inactivity, the NUU Wake will shut off automatically. To turn the Wake on again, Press and **hold** the  button for ~3 seconds. The NUU Wake will not automatically shut off if you are playing audio through Bluetooth, 3.5mm connection, or are charging a device with the USB port.





NOTE: The Bluetooth Status LED  will light when the Wake is on, and go dark when it is off.

C Action Button

The Action button has the Bluetooth symbol embossed into it as well as a Play/Pause icon silkscreened above it . This button controls:



- Pairing of Bluetooth device
- Play/Pause

TO PAIR THE WAKE WITH YOUR BLUETOOTH DEVICE:

1. Switch on the NUU Wake. The Bluetooth Status LED  will flash slowly.
2. Press and hold the Action Button  for about ~3 seconds. You will hear a double-beep (low-low) and the Bluetooth Status Light  will flash quickly. The NUU Wake is now in pairing mode.
3. Enable Bluetooth on your phone or other device.* Then select “NUU Wake” from the list of discoverable devices.
4. If prompted for a PIN code, enter “0000” (4 zeros).
5. It will take between 10–15 seconds for the NUU Wake to pair with your device. When pairing is successful, you will hear a two-tone (low-high) sound and the Bluetooth Status LED  will remain steadily lit.

***NOTE:** Procedures for activating Bluetooth will vary across devices. Consult the documentation that came with your phone or other device for further information.

PLAYBACK:



The Action Button doubles as a “Play/Pause” button. While music is playing, press and release the Action Button  to pause the music. Press and release  button again to resume playback.

RE-CONNECTION:

The NUU Wake will attempt to reconnect with the last paired device when it is powered on. Additionally, if the Wake is moved out of range of the currently-paired device, it will attempt to reconnect when brought back in range.



- d** Volume Up  **e** Volume Down 

CONTROLLING VOLUME

Press or **hold** the volume keys  /  to adjust the volume. The NUU Wake will beep with each change in volume. When you reach maximum volume, you will hear a high-pitched beep. When you reach minimum volume, you will hear a faint low-pitched beep.

NOTE: Volume may only be adjusted while the NUU Wake is either connected to a Bluetooth device or is connected via the AUX-IN port. When connected via AUX-IN, no beeps are heard when changing volume.


f Battery Status LED

The green Battery Status LED  will turn on to show that the Wake's internal battery is charging. When battery is fully charged, the green Battery Status LED  will turn off. Fully charged, the Wake will have up to 7 hours of playback time.

The Red Low Battery Status LED  will turn on when the battery has only 15 minutes operation time left.

NOTE: Battery life varies by volume and audio content.

g USB Charge Port

This port provides a standard USB-A socket  with which to charge your USB devices. Turn the Wake on, and plug in your device's USB charging cable to start charging your device.

NOTE: USB-A socket  has an output limit of 5V ---- 1A.

NOTE: While smartphones should charge normally whether asleep or awake, larger devices such as tablets may need to be asleep in order to charge from the Wake's charge port.

NOTE: Charging your USB device with the NUU Wake will impact battery life and playback time.

h DC Input

CHARGING THE WAKE'S BATTERY:

For best results, ensure the NUU Wake is fully charged before use.

Connect the supplied AC power adapter  to the DC Input , and plug it into your wall outlet. The Battery LED  will be solidly lit while the Wake is charging. The NUU Wake may be used while it is charging.

i 3.5mm AUX-IN – Plug & Play

The NUU Wake can connect to any device with a 3.5mm headphone jack. Use the supplied 3.5mm input cable to plug and play, no Bluetooth required.

Audio content via 3.5mm stereo input will override audio streamed via Bluetooth.

NOTE: Accessories supplied do not meet waterproof and dustproof specifications.

j Micro USB Input - This is used solely by Technical Support. Do not plug anything into this port.

WATERPROOF & DUSTPROOF PERFORMANCE

The NUU Wake is designed to be waterproof and dustproof. Damage caused from misuse, abuse or failure to properly maintain the Wake is not covered by the limited warranty.

- The Wake is IP57 certified and will operate at a water depth of 3 feet for up to 30 minutes.
- Use the Wake in the recommended operating water temperature range of -10°C to $+40^{\circ}\text{C}$ (14°F to 104°F). Do not use in hot springs.
- As for dustproof performance, there is no guarantee that the Wake will not become scratched or dented.
- Accessories supplied do not meet waterproof and dustproof specifications.

NOTES BEFORE USING WAKE UNDER/NEAR WATER

- Always confirm that the cover over the charging and USB port has been securely locked by pressing firmly until the cover clicks in order to ensure it is closed and sealed.
- If dirt or sand gets on the power charging port(s), wipe the area clean with a soft cloth that will not leave behind any fibers.

- Do not open or close the charging port cover with wet or sandy hands or near water.
- Make sure the Wake is completely dry before opening the charging port cover.

SPECIFICATIONS - *Design and specifications are subjected to change without notice.*

- | | | |
|---------------------------------------|----------------------------------------|-----------------------------------|
| • IP57 waterproof & dustproof rating | • 1 x Passive bass radiator | • A2DP profile |
| • Pairs with any Bluetooth 2.0 device | • DSP to improve bass performance | • Output: 5V 1A |
| • 3.5mm AUX-IN | • 6600 mAh rechargeable Li-ion battery | • Dimensions: 13.1" x 4.3" x 4.1" |
| • 2 x 10W audio output power | • DC charging input | • Weight: 3.3 lbs |
| • 2 x 2.5" woofer + 2 x 1.4" tweeter | • Up to 7 hours of playback time | |

IP57 Definition:

Solid particle protection level 5 - *Ingress of dust is not entirely prevented, but it must not enter in sufficient quantity to interfere with the satisfactory operation of the equipment; complete protection against contact.*

Liquid ingress protection level 7 - *Ingress of water in harmful quantity shall not be possible when the enclosure is immersed in water under defined conditions of pressure and time (up to 3 feet of submersion for 30 minutes).*

Drop Testing - *NUU Wake drop testing meets 1M drop test standards.*

TROUBLESHOOTING

- **Unable to pair with your Bluetooth device?**

1. Ensure that your phone/device is Bluetooth compatible, and that Bluetooth has been correctly enabled on your device. (Check the documentation that came with your phone/device for further instructions).
2. Ensure that your phone/device is within a few feet of the NUU Wake.
3. If your phone/device is connected to a number of other Bluetooth devices, disconnect some of them before pairing with the NUU Wake.
4. Turn Bluetooth off and then on again in your phone/device. If the NUU Wake still won't pair, remove it from the list of discoverable devices and retry the pairing process from the start.
5. Ensure that both devices are sufficiently charged.

- **Problems with the sound?**

1. For sound distortion, try lowering the volume on the NUU Wake and/or your phone/device.
2. Move the NUU Wake closer to your phone/device.
3. Connect your phone/device to the NUU Wake via the 3.5mm input cable rather than Bluetooth. Ensure that the cable is fully inserted at both ends.
4. Ensure that both devices are sufficiently charged.

- **NUU Wake not responding to commands such as volume change, play/pause, pair, etc.?**
 1. Switch the NUU Wake off and then on again.
 2. If there is still no response after step 1, connect the unit to the supplied power adapter and repeat step 1.
 3. If there is still no response after step 1-2, reset the Wake by pushing the volume up (+) button and the action (*) button together for ~3 seconds. The Wake will then turn off - press and **hold** the button (⏻) for ~3 seconds to turn the Wake back on.
 4. Check that your phone or other device is sufficiently charged.

CONTACT SUPPORT

We want to help solve whatever issues you may encounter when using your NUU Wake. If at any time you are not satisfied or have questions, please call or e-mail our dedicated customer support specialists and they will be more than happy to assist you.

For further technical support and information, please visit gonuu.com/support, support@gonuu.com or

US Customer Support

CALL: Noetic, Inc.

507-529-1441

8am - 4:30pm (CT) M-F

E-MAIL: Noetic, Inc.

support@noeticinc.com

e-mails will be answered within 1 business day

WARNINGS

Read all instructions and warnings before using this product to ensure your personal safety and prevent property damage.

- The cover over the charging and USB port **MUST** be closed in order for the NUU Wake to be waterproof. Press firmly until the cover clicks in order to ensure it is closed and sealed.
- The NUU Wake has a water resistance rating of IP57 - ingress of water in harmful quantity shall not be possible when the enclosure is immersed in water under defined conditions of pressure and time (up to 3 feet of submersion for 30 minutes). Do not expose the product to more than 3 feet of water or for longer than 30 minutes.
- Do not expose this product to fire or other sources of excessive heat.
- Do not leave this product in direct sunlight for extended periods of time.
- Do not block any ventilation openings.
- Do not disassemble this product or attempt to modify it in any manner. Unauthorized alterations may compromise safety, regulatory compliance, product performance, and will void the warranty
- Do not expose this product to excessive impact or other physical abuse.

- Do not insert anything into this product unless otherwise specified in the user manual.
- Do not use abrasive cleaners on this product. Wipe it with a soft, water-dampened cloth.
- Only charge the battery in accordance with the user manual supplied. Use only the manufacturer supplied charger. Using other chargers could result in electric shock and/or damage the NUU Wake. Using other chargers will void the warranty.
- Do not charge the NUU Wake in damp areas or in extremely high or low temperatures, as this could result in electric shock.
- Do not attempt to replace the product's built-in battery. Attempts to disassemble the unit or replace internal battery will void the warranty.
- Obey all signs and displays that require an electrical device or RF radio product to be switched off in designated areas.
- Do not place the NUU Wake on high surfaces. During music playback, the product may move or shift, causing it to fall.
- Do not dispose of the NUU Wake in a fire. The battery could explode causing injury or death.
- Dispose of the NUU Wake with its battery in accordance with local regulations. Do not dispose of the NUU Wake with regular household waste.

FCC INFORMATION

FCC STATEMENT

This device complies with Part 15 of the FCC Rules. Operation is subject to the following two conditions:

1. This device may not cause harmful interference, and
2. This device must accept any interference received, including interference that may cause undesired operation.

Changes or modifications not expressly approved by the party responsible for compliance could void the user's authority to operate the equipment.

NOTE: This equipment has been tested and found to comply with the limits for a Class B digital device, pursuant to Part 15 of the FCC Rules. These limits are designed to provide reasonable protection against harmful interference in a residential installation. This equipment generates, uses and can radiate radio frequency energy and, if not installed and used in accordance with the instructions, may cause harmful interference to radio communications. However, there is no guarantee that interference will not occur in a particular installation. If this equipment does cause harmful interference to radio or television reception, which can be determined by turning the equipment off and on, the user is encouraged to try to correct the interference by one or more of the following measures:

- Reorient or relocate the receiving antenna.
- Increase the separation between the equipment and receiver.
- Connect the equipment into an outlet on a circuit different from that to which the receiver is connected.
- Consult the dealer or experienced radio/TV technician for help.

FCC RF Warning Statement

The device has been evaluated to meet general RF exposure requirement. The device can be used in portable exposure condition without restriction.

WARRANTY INFORMATION

Limited One Year Warranty Information

NUU Limited (hereafter referred to as NUU), warrants this product to be free from defects in workmanship and materials, under normal use and conditions, for a period of one (1) year from the date of original purchase.

If you are experiencing any problems with the operation or function of your product, please make sure you have downloaded our full owner's manual from our website for reference or contact the authorized local distributor (information of the authorized distributors are listed on www.gonuu.com). Should this fail to resolve the matter and service is still required by reason of any defect or malfunction during the warranty period, NUU will repair or, at its discretion, replace this product without charge. This decision is subject to verification of the defect or malfunction upon delivery of this product to a designated factory service center. The product must include proof of purchase, including date of purchase. To obtain the Warranty Service, Customer must contact the authorized local distributor within the applicable warranty period to obtain warranty service authorization. Dated proof of original purchase from the authorized reseller will be required. NUU is not responsible for Customer's products or parts received without a warranty service authorization. Products or parts shipped by Customer to local distributor must be sent prepaid and packaged appropriately for safe shipment, and it is recommended that they be insured or sent by a method that provides for tracking of the package.

THIS WARRANTY SHALL NOT BE EXTENDED, ALTERED OR VARIED EXCEPT BY A WRITTEN INSTRUMENT DULY SIGNED BY NUU WARRANTIES EXCLUSIVE. IF THIS PRODUCT DOES NOT OPERATE AS WARRANTED ABOVE, CUSTOMER'S SOLE REMEDY FOR BREACH OF THAT WARRANTY SHALL BE REPLACEMENT OR REPAIR OF THE PRODUCT OR PART OR REFUND OF THE PURCHASE PRICE PAID, AT NUU. THIS WARRANTY IS IN LIEU OF ALL OTHER WARRANTIES (OR CONDITIONS), EXPRESSED OR IMPLIED, INCLUDING (WITHOUT LIMITATION), ANY WARRANTIES OF MERCHANTABILITY, NON-INFRINGEMENT, OR FITNESS FOR A PARTICULAR PURPOSE. NUU SHALL NOT BE LIABLE FOR LOSS OF PROFITS OR ANY SPECIAL, INCIDENTAL, OR CONSEQUENTIAL DAMAGES WHICH THE PURCHASER MAY SUSTAIN. IN NO EVENT SHALL NUU'S LIABILITY EXCEED THE PURCHASE PRICE OF THE DEFECTIVE PRODUCT. NUU NEITHER ASSUMES NOR AUTHORIZES ANY OTHER PERSON TO ASSUME FOR IT ANY OTHER LIABILITY IN CONNECTION WITH THE SALE, INSTALLATION, MAINTENANCE OR USE OF ITS PRODUCTS. NUU SHALL NOT BE LIABLE UNDER THIS WARRANTY IF ITS TESTING AND EXAMINATION DISCLOSE THAT THE ALLEGED DEFECT OR MALFUNCTION IN THE PRODUCT DOES NOT EXIST OR WAS CAUSED BY CUSTOMER'S OR ANY THIRD PERSON'S MISUSE, NEGLIGENCE, IMPROPER INSTALLATION OR TESTING, UNAUTHORIZED ATTEMPTS TO OPEN, REPAIR, OR MODIFY THE PRODUCT, OR ANY OTHER CAUSE BEYOND THE RANGE OF THE INTENDED USE, OR BY ACCIDENT, FIRE, LIGHTNING, OTHER HAZARDS, OR ACTS OF GOD. THIS WARRANTY DOES NOT COVER PHYSICAL DAMAGE TO THE SURFACE OF THE PRODUCT, INCLUDING CRACKS OR SCRATCHES ON OUTSIDE CASING. THIS WARRANTY DOES NOT APPLY WHEN THE MALFUNCTION RESULTS FROM THE USE OF THIS PRODUCT IN CONJUNCTION WITH ACCESSORIES, OTHER PRODUCTS, OR ANCILLARY OR PERIPHERAL EQUIPMENT AND NUU DETERMINES THAT THERE IS NO FAULT WITH THE PRODUCT ITSELF. THIS WARRANTY DOES NOT APPLY TO ANY MALFUNCTION OR FAILURE OF THE PRODUCT OR PART DUE TO ANY COMMUNICATION SERVICE CUSTOMER MAY SUBSCRIBE TO OR USE WITH THE PRODUCT. WARRANTY IS VOID IF THE WARRANTY STICKER IS REMOVED.

LIMITATION OF LIABILITY: TO THE FULL EXTENT ALLOWED BY LAW, NUU ALSO EXCLUDES FOR ITSELF AND ITS SUPPLIERS ANY LIABILITY, WHETHER BASED IN CONTRACT OR TORT (INCLUDING NEGLIGENCE), FOR INCIDENTAL, CONSEQUENTIAL, INDIRECT, SPECIAL, OR PUNITIVE DAMAGES OF ANY KIND, OR FOR LOSS OF REVENUE OR PROFITS, LOSS OF BUSINESS, LOSS OF INFORMATION OR DATA, OR OTHER FINANCIAL LOSS ARISING OUT OF OR IN CONNECTION WITH THE SALE, INSTALLATION, MAINTENANCE, USE, PERFORMANCE, FAILURE, OR INTERRUPTION OF THIS PRODUCT, EVEN IF NUU OR ITS AUTHORIZED RESELLER HAS BEEN ADVISED OF THE POSSIBILITY OF SUCH DAMAGES, AND LIMITS ITS LIABILITY TO REPLACEMENT, REPAIR, OR REFUND OF THE PURCHASE PRICE PAID, AT NUU'S DISCRETION. THIS DISCLAIMER OF LIABILITY FOR DAMAGES WILL NOT BE AFFECTED IF ANY REMEDY PROVIDED HERE-IN SHALL FAIL OF ITS ESSENTIAL PURPOSE.

Disclaimer: Some countries, states, or provinces do not allow the exclusion or limitation of implied warranties or the limitation of incidental or consequential damages for certain products supplied to consumers, or the limitation of liability for personal injury, so the above limitations and exclusions may be limited in their application to you. When the implied warranties are not allowed to be excluded in their entirety, they will be limited to the duration of the applicable written warranty. This warranty gives you specific legal rights which may vary depending on local law.

NUU Service Center
3111 19th Street NW
Rochester, MN 55901-6606 USA



gonuu.com



www.facebook.com/nuubrand



www.twitter.com/go_nuu

Made in China

© 2013 NUU. ALL RIGHTS RESERVED

The Bluetooth word mark and logo are registered
trademarks and are owned by the Bluetooth SIG, Inc.